



SOMERSET HILLS REGIONAL

2016-2017

County: SOMERSET
 Superintendent: Dr. Wood
 25 OLCOTT AVENUE
 BERNARDSVILLE, NJ 07924
www.shsd.org
 (908)630-3011

Total students:
1,965

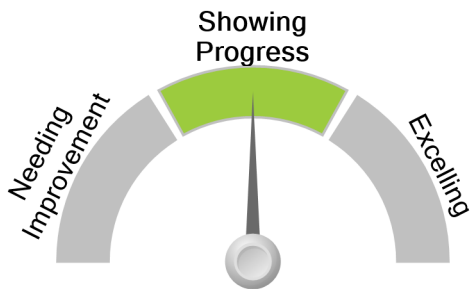
Grades offered: **PK-12**
 Teachers-average years experience: **10.2**
 Student/Teacher Ratio: **12:1**

Students with Disabilities: **17%**
 Economically Disadvantaged: **12%**
 English Language Learners: **5%**

Are students on track for success?

English

Students meeting/exceeding expectations on state assessment

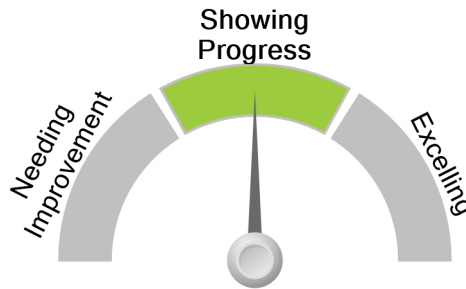


District 61.5%

(Showing Progress: 40-79%, Excelling: 80-100%)

Math

Students meeting/exceeding expectations on state assessment

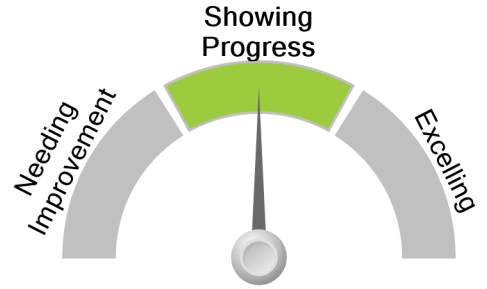


District 49.7%

(Showing Progress: 40-79%, Excelling: 80-100%)

Chronic Absenteeism

Students absent for 10% or more of days enrolled



District 6.4%

(Showing Progress: 5.1-10%, Excelling: 0-5%)

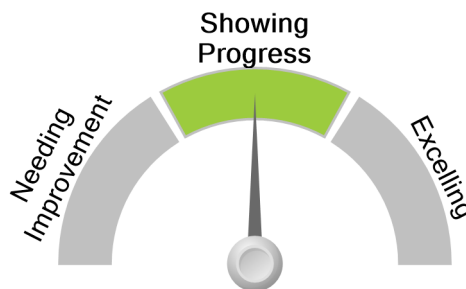
How much are students learning?

Median Student Growth Percentile

Each student gets a **student growth percentile** for English (4th to 8th grade) and Math (4th to 7th grade) from 1 to 99 that explains their progress compared to students who had similar test scores in the past.

If the student growth percentile for all students in the school are ordered from smallest to largest, the **median student growth percentile** is the percentile in the middle of that list.

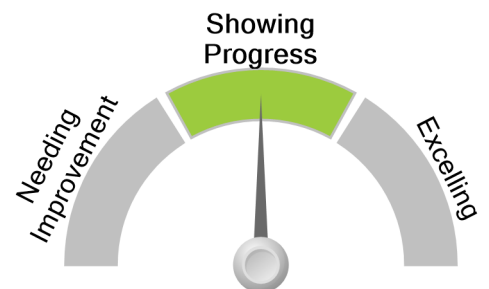
English



District 52

(Showing Progress: 40-59.5, Excelling: 60-99)

Math

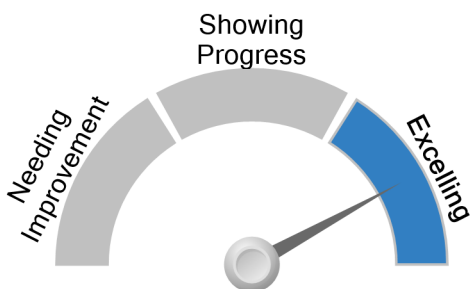


District 49

(Showing Progress: 40-59.5, Excelling: 60-99)

Are students graduating?

4-year Graduation Rate



District 97.1%

(Showing Progress: 90-94%, Excelling: 95-100%)

Are students going to college?

Graduates enrolled in college 16 months after graduation



District

College Enrollment	87.6%
2-year College	14.5%
4-year College	73.1%

(State: College Enrollment: 76.1%, 2-year: 25.5%, 4-year: 50.6%)

How to use this report?

- Learn More:** This report provides an overview of district performance. Learn more about your district by viewing the [full performance report](#)
- Ask Questions:** Use the contact information included above to reach out to your school or district and ask how they are working to improve district performance and student outcomes.
- Get Involved:** Districts need help from parents and communities to help students succeed. Contact your school or district to find out about school board meetings or parent groups.